

## workshop information

**REGISTRATION:** A non-refundable, 50% deposit is required to secure your reservation. For adult workshops enrollment is limited to students 18 years of age and older and is secured on a first-come, first-served basis. Spaces cannot not be held without a deposit.

**WORKSHOP FEES:** Wired Designs Studios' workshop fees include all materials, tools and supplies needed to complete all workshop projects! Additional tools and supplies are available; but not required.

**VISITING INSTRUCTORS:** All workshop fees for Visiting Instructors are non-refundable. A 50% deposit is required to secure a reservation. Payment in full is required 30 days prior to the workshop.

**LUNCH:** Lunch breaks will be provided as per workshop descriptions.

**AFTER THE WORKSHOP:** Fired projects will be available 24 to 48 hours after the workshop session. Out-of-town shipping via UPS or Priority Mail via USPS is available for an additional fee. All projects must be picked up within 30 days; after which they will become the property of Wired Designs Studios.

**RESCHEDULING POLICY:** There is a \$20 rescheduling fee. Workshops fill quickly and many have active waiting lists. If it becomes necessary to reschedule, notice must be received no later than 48 hours prior to the workshop. If proper notice is given, your deposit will be applied to a future workshop date. No refunds or credits will be given for absence or lack of notice.

**CANCELLATION POLICY:** Wired Designs Studios reserves the right to cancel or reschedule workshops, as necessary. At such time, students will be informed and offered the opportunity to transfer to another workshop. If you not wish to switch, a full refund will be given.

## glass, metal, jewelry & mixed media supplies

In conjunction with our on-line partner, [www.kilnfrog.com](http://www.kilnfrog.com), we carry a full line of supplies for all of your needs. As a working glass and metals studio, we use the tools, equipment, supplies, and more in our workshops, and in our own work. We sell Jen-Ken, Paragon, and Olympic brand kilns in all shapes and sizes (jewelry kilns, bead kilns and glass fusing kilns) as well as sheet glass, rods, molds, frit, and fusing supplies from Bullseye Glass. We also carry a wide selection of metalsmithing supplies, as well as wire, sheet metals, specialty pliers, hammers, hand tools, solder, torches, Metal Clays and supplies. Wired Designs Studios and Kiln Frog are committed to providing you with outstanding service and a friendly smile. Call or visit our store to pick up supplies! And of course, don't forget to visit us at [www.kilnfrog.com](http://www.kilnfrog.com)!



**WIRED DESIGNS STUDIOS  
PROUDLY OFFERS WORKSHOPS  
IN AFFILIATION WITH:**



# WIRED DESIGNS

## Art Glass & Metals Studio

glass fusing

glass casting

sandblasting

Soldering

sculpture


metalsmithing

jewelry design

wirework

metal clay

mixed media



**2012**

**210.495.4495 ~ [www.wiredesignstudio.com](http://www.wiredesignstudio.com)**

## basic skills

### ESSENTIALS OF GLASS FUSING

Join us for the fun of fusing glass! Students will learn the essential techniques required for fused glass art. Compatibility, firing schedules, cold work, and other important topics will be covered. We'll experience three separate firings; full fusing, tack fusing, and fire polishing, while working with multiple types of products; including ceramic fiber, adhesives, frit, stringer, and dichroics. We'll cover the basic operation of kilns, grinders, saws, flat grinding wheels, and other tools necessary for the production and finishing of glass art! Students projects include jewelry, wall art or picture frames. This is a full day workshop.

**Workshop Fee:** \$145

**Pre-Requisite:** None

### CAST GLASS SCULPTURE

Embrace your inner sculptor! Students will spend three intensive sessions learning to utilize versatile methods of glass casting including; sculpting in clay, mold making, lost wax casting, creating refractory molds, cut and cast using glass billet, sheet and more! Cold working, measuring glass, annealing, compatibility, and more will be discussed in relation to the work created. This is a three day workshop plus, it includes one free open studio session.

**Workshop Fee:** \$375

**Pre-Requisite:** None

### KILN ACADEMY

Learn the basic operational skills that will allow you to become comfortable and familiar with a kiln. How it works, simple programming, basic troubleshooting and maintenance are all topics that will be covered. Additionally, we'll discuss and demonstrate preparation techniques for firing, special electrical issues, controlling and determining temperature variations, and more. Don't miss this opportunity to figure it all out! No pieces will be fired. This is a half day workshop.

**Workshop Fee:** \$60

**Pre-Requisite:** None

## basic techniques

### SLUMPING — PLATES AND BOWLS



Take the next step in glass fusing! Students will learn the techniques to create functional plates, platters, bowls and other glassware. We'll design our own flat glass pieces, which will then be cold worked, and slumped to create spectacular, original serving pieces. Topics covered include: mold preparation, firing schedules, cold work, and annealing. In addition, students will learn about using the sandblaster, wet belt sanders, lapidary

grinding wheels, diamond pads, circle cutters, and more. Students will create a matching plate and bowl set. This is a two day workshop.

**Workshop Fee:** \$215

**Pre-Requisite:** Essentials of Glass Fusing

[www.wireddesignsstudio.com](http://www.wireddesignsstudio.com)

## next step: wirework

### CHAINS AND CHARMS

Master the skill of working with wire! In this workshop, students will learn to create several links and chain designs in addition to multiple beaded dangles and findings. With all your new skills you'll create a new twist on the classic charm bracelet. This is a full day workshop.

**Workshop Fee:** \$145

**Pre-Requisite:** Wire Work I




### COILS AND SPUN WIRE

Using the drill, as well as a manual wire coiler, pliers, blocks and more, students will learn to spin, coil, wrap, hammer, and create links to create a contemporary chain necklace. We'll add sparkling crystals and semi precious stone beads to our creations while we learn coiled tubes, double coiled beads, coiled links, beads and more! Finally we'll patina our pieces, adding depth and richness to the finished design. This is a full day workshop.

**Workshop Fee:** \$145

**Pre-Requisite:** Wire Work I



### VIKING AND DOUBLE VIKING WEAVE

Create the classic viking knit weave and then learn the twist of double knit. This historic technique is one of the oldest forms of knitting that uses repetitive weaving through a looped pattern on a spool or dowel. The resulting lace like rope is lightweight and very elegant. The woven chain can be finished with coiled ends, bar clasps or cones and then polished or antiqued with patina. We'll add beautiful beads to our final creations for a day of unique woven chain work. This is a full day workshop.

**Workshop Fee:** \$145

**Pre-Requisite:** Wire Work I

### OPEN STUDIO FOR GLASS AND METALS

Need space to work, coaching on a technique, or just need a fun place to play? The studio is open twice per week exclusively to Wired Designs' students. No guests are allowed. Students may use studio tools and equipment, however kiln firings are an additional charge. Bring your own supplies or purchase them here, it's up to you! A studio tech will always be on site to help! Reservations required.

**Price:** \$10 per hour

**Pre-Requisite:** Any Workshop

**Firing Only:** \$25 per small kiln, \$50 per large kiln

210.495.4495

## FORGING WIRE – COPPER & SILVER

Start with a round wire, then tap, pound, soften, punch, bend the wire and do it again. Forging is an age old technique that combines fire and hammers! What could be better than that? Students will forge a copper and silver chain bracelet. This is a half day workshop.

**Workshop Fee:** \$75

**Pre-Requisite:** Soldering I



## next step: metal clay



## BRONZE & COPPER CLAY STATEMENT PIECES

Experience the new dry powder metal clays that when mixed, create luxurious, silken bronze and copper clay. We'll learn the mixing and firing methods and then, create exciting focal pendants that are perfect alone or beaded into statement pieces of jewelry. This is a full day workshop plus, it includes one free open studio session.

**Workshop Fee:** \$145

**Pre-Requisite:** Metal Clay I

## PMC SILVER AND GLASS

Add the sparkle of glass to your Silver clay pieces. PMC3 is formulated to fire at lower temperatures. For this reason you can combine PMC3 with glass to create spectacular jewelry. We'll bezel set stones using clay as well as use prong settings. Students will learn the necessary firing schedules and differences in using PMC3 with glass. This is a full day workshop.

**Workshop Fee:** \$175

**Pre-Requisite:** Metal Clay I



## METAL CLAY SILVER BEADS

Using fine silver cores and other armatures, students will create beads that will be perfect for stringing or just floating on a chain. We'll work solid and hollow, big and small, you choose your style! This is a full day workshop.

**Workshop Fee:** \$175


**Pre-Requisite:** Metal Clay I

## WEAVING GLASS

Love the look of fiber? Join us as students learn the techniques to turn simple glass sheets into sparkling textural glass fabric forms. We'll manipulate our "fabrics" to create textiles, or components for inclusion in larger projects. The class focuses on creating glass "threads," using and making your own weaving molds, faux and true weaving, using sheets, rods, and stringers, slumping and shaping the finished "cloth". This is a full day workshop.


**Workshop Fee:** \$145

**Pre-Requisite:** Essentials of Glass Fusing



## KILN CARVING — BAS RELIEF

Drop your chisel and learn how to achieve a sculpted look with this assistance of your kiln. We will design and create bas relief images and textures using fiber paper to form impressions in glass. This is a wonderful technique to add dimension and pattern with economy of both labor and materials. Use the smooth clean surface on top and look through to the pattern within the glass. Or turn it over and not only see but feel the shapes and textures. Students will create relief tiles or wall hangings. This is a one day workshop plus, it includes one free open studio session.



**Workshop Fee:** \$145

**Pre-Requisite:** Essentials of Glass Fusing / Cast Glass

## GLASS COLLAGE

A collage is an assemblage of items of different forms that come together to form a new cohesive whole. In this one of a kind workshop, we'll create fantastic glass collage triptychs. Our wall hangings will consist of 3 panels that will include various bridging techniques to pull our designs together. Materials include sheet glass, stringer, pre-fired components, Dichroic glass, rods, metals, glass paint, enamels, powders, lusters, and more. Join us for this exciting new workshop. This is a full day workshop.

**Workshop Fee:** \$145

**Pre-Requisite:** Essentials of Glass Fusing

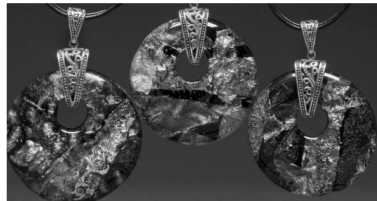
## SANDBLASTING IRIDIZED GLASS

Looking for new and innovative ways to enhance your glass art? This workshop will open your eyes! Students will revel in the possibilities of sandblasting their creations before and after firing. Participants will work with iridized glass to create patterns and shadows using positive and negative space. These techniques can also be applied to base glass or pre-created blanks before or after slumping. Glass jewelry makers can also benefit by adding new ideas and depth to their designs. Students will create tiles or wall hangings. This is a one day workshop plus, it includes one free open studio session.

**Workshop Fee:** \$145      **Pre-Requisite:** Essentials of Glass Fusing

## DICHROIC JEWELRY

Love the sparkle of dichroic coatings? If so, this workshop will give you the practical knowledge and experience to expand your options. Students will learn the best ways to get the most from dichroics. Techniques include manual carving, chemical etching, making cabochons, building your own test tiles, creating patterns, making the perfect button earrings, and more. Students will create several beautiful and unique jewelry pieces. More glitz than you could imagine! This is a one day workshop plus, it includes one free open studio session.




**Workshop Fee:** \$185      **Pre-Requisite:** Essentials of Glass Fusing

## PRINTING ON GLASS

If you've always wanted to add images and text effects to your work, this is the class for you. This workshop focuses on tracing, painting, and using screen and block printing processes on glass. Students will learn the basics of preparing images on the computer, and then printing those images onto glass with wonderful depth and detail using a variety of glass enamels. We'll learn the fundamentals of using enamels to trace, draw, and stamp, plus we'll learn to highlight with gold pens, and colored enamels as the finishing touch to our creations. Students will create a wall panel. This is a one day workshop plus, it includes one free open studio session.

**Workshop Fee:** \$215      **Pre-Requisite:** Essentials of Glass Fusing



## METAL INCLUSIONS

Gold, Silver and Copper have been included in glass work for hundreds of years. These beautiful and colorful metals can create a luxurious and organic look in your glass creations. In this workshop students will learn the tips, tricks, and

nuances to including these metals in their pieces. Students will also learn about flux and pickling to eliminate scale and oxidation. This is a one day workshop plus, it includes one free open studio session.

**Workshop Fee:** \$145      **Pre-Requisite:** Essentials of Glass Fusing

## ARGENTIUM & FINE SILVER FUSING

Work with these super white metals once and you'll be a convert! Argentium Sterling silver is a modern sterling silver alloy which modifies the traditional alloy (92.5% silver + 7.5% copper) by replacing some of the copper with the metal element Germanium. As it retains the 92.5% silver content of the traditional alloy, it is still referred to as sterling silver. Fine Silver is a pure metal and assays at .999% pure silver. These two "sister" metals virtually eliminate all fire scale and are highly resistant to tarnish. Best of all, they fuse to themselves and each other allow us to make simple joints without using solder or pickling. Students will learn to make chain, charms, and more in this exciting workshop! This is a full day workshop.



**Workshop Fee:** \$195      **Pre-Requisite:** Soldering I

## FOLD FORMING & CORREGATION

Bending, folding, twisting, and mashing! Take all your frustrations out on those poor sheets of copper and turn them into fabric like masterpieces. We'll heat, pound, fold and form our metal into gorgeous pendant and earring sets. No worries...ear plugs will be provided! This is a half day workshop.

**Workshop Fee:** \$75      **Pre-Requisite:** Soldering I

## TORCH FIRED ENAMELS

Light up your torch and add vibrant color to your metal jewelry. In this beginning enamels session we'll create multiple pieces of torch fired enamel jewelry using powders, strands and flux. Try stenciling, layering, and more. We'll cover the tools, techniques, safety, and more in this fast paced workshop. This is a half day workshop.



**Workshop Fee:** \$75  
**Pre-Requisite:** Soldering I

## TORCH FIRED PMC CHARMS

Use your torch skills with PMC to create personalized initial charms. Torch firing PMC with fine silver wire is a fun and fast way to create wearable one of a kind charms. In this workshop we'll make 3 charms, fire them, add patinas, and attach them to a sexy satin cord. Add new dimension to your work with a new clay technique. This is a half day workshop.

**Workshop Fee:** \$75      **Pre-Requisite:** Soldering I



## RESIN CAPTURE JEWELRY

Capture your memories! Make your own unique resin pendant and earring set using gold or silver tone bezel setting and the new generation of doming resins. Students can choose from a fun selection of objects to add to their projects. Why not try plastic game pieces, metal charms, exotic papers, dried flowers, beads, photos or stones. Bring along any small photos or ephemera that you'd like to include in your piece. This is a half day workshop.

**Workshop Fee:** \$75

**Pre-Requisite:** None

## METAL ETCHING — DESIGN & PATTERNS

Learn the steps involved in etching copper and brass sheet. More specific than embossing or creating texture with hammers, etching will allow you to place a precise image onto your metal and permanently raise the design on the surface. Once etched, we'll turn our metal creations into cuff bracelets! Techniques and skills covered in the class will include: surface preparation and finishing of metal, mixing the etchant, safety considerations, and disposal. Each student will leave with their own starter etchant plus a handout explaining each step in the etching process. This is a full day workshop.



**Workshop Fee:** \$135

**Pre-Requisite:** None

## next step: soldering



## SOLDERING II

Learn to make your own custom bezels to encase your most beautiful stones! In this next level workshop, students will work with larger stones and bezel wire to create their own custom settings. Using the butane micro torch and the propane torch we'll make our own pendant bails, and add embellishments that will challenge our creativity! This is a full day workshop.

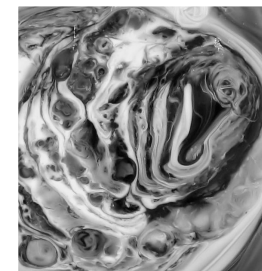
**Workshop Fee:** \$175

**Pre-Requisite:** Soldering I

## next step: kiln formed glass


## LIQUID GLASS — POT MELTS, SCREEN MELTS, COMBING, TORCHED COMPONENTS & THE VITRIGRAPH

This workshop is perfect for kiln forming students who are ready to make the artistic leap beyond the ordinary. We'll explore creating pot melts, screen melts, hot combing in the kiln, working with a torch, and creating our own vitrigraph twisted stringer. Students will create a platter using multiple techniques. Come prepared to experiment and take home a wide variety of components to be used for future work. This is a two day workshop plus, it includes one free open studio session.



**Workshop Fee:** \$215

**Pre-Requisite:** Slumping



## PATTERN BARS

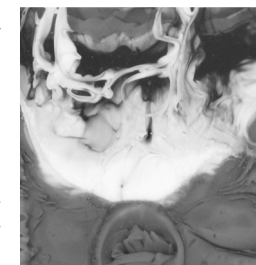
The pattern bar is an ancient technique that has been interpreted in many modern ways. Your patterns can be random, tribal, organic, composed, geometric or loose. No matter your taste, there is a pattern that's just right. Join us while we explore the many lay-ups that make various designs. We'll shape our bars, and cut and slice them delivering a multitude of components you can use in future work. Students will create a platter using their favorite patterned components. This is a two day workshop plus, it includes one free open studio session.

**Workshop Fee:** \$215

**Pre-Requisite:** Slumping

## VOLUME CONTROL AND MOVEMENT — FLOW STACKS, HIGH FIRES, STACK BARS

Volume and temperature are important variables that when mastered can create exciting and unique effects in your glass designs. Controlling the ooze, the flow, and the intensity of movement in your piece all come down to understanding how to manage gravity and temperature. In this workshop students will work with stacked glass flat designs, high fire boiling, stacked-flow bars, and more to create exciting components for future use. Students will use their favorite components to create a sushi dish! This is a two day workshop plus, it includes one free open studio session.



**Workshop Fee:** \$215

**Pre-Requisite:** Slumping



## STRIP CONSTRUCTION, STRINGER TAPESTRY & WINDOW COMPONENTS

Strip construction is a simple technique that delivers consistent, sophisticated design results. Glass is cut and then placed on edge to achieve crisp, specific design goals. Students will assemble, fuse, cut and reassemble a strip, and stringer tapestry platter that includes window components. Special tips and techniques presented will include consistent strip cutting, on edge design, component development, working with dams, etc. Don't miss the chance take your work to the next level. This is a two day workshop plus, it includes one free open studio session.

**Workshop Fee:** \$215


**Pre-Requisite:** Slumping

## POWDER SKILLS — CREATING WAFERS, CARVING, DRIP PAINTING, CRACKLE

Fall in love with powders! Students will learn to create imagery, depth, and drama in your work by incorporating exciting powder techniques. We'll learn to create powder wafers, explore crackled powder techniques, experience Intaglio and Cameo carving of powdered layers, and experience drip painting and sandblasting. Students will create a bowl or plate using their favorite powder technique. This specialty class will show you the true power that powder can have! This is a two day workshop plus, it includes one free open studio session.

**Workshop Fee:** \$215

**Pre-Requisite:** Slumping



## COLOR REACTIONS

This exciting workshop will introduce you to working with glass that chemically reacts during the fusing process. These reactions create fantastic effects that are unmatched anywhere else. Students will receive reaction charts as references for their home studios and will produce sample tiles to catalog the reactive combinations. We'll

complete the process by creating a composition that incorporates color reactions as a part of your design. We'll use a large palette of reactive glass colors, frit, stringer, rod, foils and leaf. Be prepared for the unexpected! This is a two day workshop plus, it includes one free open studio session.

**Workshop Fee:** \$215

**Pre-Requisite:** Slumping

## SOLDERING I

Learn the basics of soldering your own high-end metal jewelry designs. Students will experience cutting metal shapes, texturing, applying solder, firing a micro torch, removing scale (pickling), working with patinas, polishing, and more. We'll set semi-precious stones with our NO FEAR of the flame approach. This invaluable workshop will empower you to design and fabricate your own one-of-a-kind pieces. This is a full day workshop.

**Workshop Fee:** \$145

**Pre-Requisite:** None

## COLD CONNECTIONS

Create the hottest personalized fashion jewelry using Cold Connections. Cold connections will put all of your work together as you learn to rivet, stamp, sew, install eyelets, texture and punch your pieces. We'll work with copper, brass, and nickel silver to create patterned and textured, 3-dimensional jewelry. Join the fun! Feel free to incorporate pieces of broken or vintage jewelry into your designs, bring what inspires you! This is a full day workshop.

**Workshop Fee:** \$135

**Pre-Requisite:** None

## METAL CLAY I

Design and create sculptural Fine Silver jewelry without the fuss and time consuming process of casting by using Precious Metal Clay silver. PMC consists of microscopic particles of pure silver suspended in an organic binder to create a pliable material with a consistency similar to that of modeling clay. It can be worked with fingers and simple tools to create a vast range of forms. When heated to a high temperature with a torch or a kiln, the binder burns away and the metal particles fuse to form solid silver. After firing, the final piece can then be sanded, soldered, and polished like conventional silver. This is a full day workshop.

**Workshop Fee:** \$165

**Pre-Requisite:** None



## WIRE WORK I

Bend coils, clasps, links, spirals, and connectors like the professionals in this wire basics workshop. Students will focus on all the skills needed to begin making wire jewelry. We'll learn to make earrings, headpins, clasps, links, dangles, and charms. No worries here! Together we'll demystify the tools, techniques, and patterns that will launch you into a wire jewelry fanatic! This is a full day workshop.

**Workshop Fee:** \$135

**Pre-Requisite:** None

